

KLAY-INSTRUMENTS














PROCESS PRESSURE / DIFFERENTIAL PRESSURE / HYDROSTATIC LEVEL



**SHORT FORM
CATALOG**

"ALL STAINLESS"

**PRESSURE, DIFFERENTIAL PRESSURE
& LEVEL TRANSMITTERS**



	Analogue Pressure and Level transmitters. <i>Zero and span adjustable by two potentiometers</i> Accuracy: 0.2%			Intelligent Pressure and Level transmitters. <i>Easy adjustable without testpressure by 3 pushbuttons and a display.</i> Accuracy: 0.1%			High-end Pressure and level transmitters <i>With Unique "One button" calibration and a graphic display.</i> Accuracy: 0.075%		
Transmitter overview									
Type	<i>CER-8000</i>	<i>8000</i>	<i>8000-SAN</i>	<i>CER-2000</i>	<i>2000</i>	<i>2000-SAN</i>	<i>4000</i>	<i>4000-SAN</i>	<i>DP-4000</i>
Process connections	Threaded G½" or ½" NPTm	G1" threaded Pulp & paper connections Flush mounted diaphragms	Hygienic connections, Flanges, threads, etc. More than 50! Flush mounted diaphragms	G½" or ½" NPTm	G1" threaded Pulp & paper connections Flush mounted diaphragms	Hygienic connections, Flanges, threads, etc. More than 50! Flush mounted diaphragms	G1" threaded Pulp & paper connections Flush mounted diaphragms	Flanges, threads, etc. Hygienic connections, More than 50! Flush mounted diaphragms	1/4 - 18 NPTf Option: Diaphragm Seals
Accuracy	0.2% of calibrated span			0.1% of calibrated span			0.075% of calibrated span		
Turn down		4:1			10:1		20:1		100:1
Span min....max	1 350 bar	0.1 100 bar	40 mbar 100 bar	1 350 bar	0.1 100 bar (option: till 1000 bar)	40 mbar 100 bar	0.1 100 bar (option: till 1000 bar)	30 mbar 100 bar	10 mbar 20 bar
Output	4-20 mA			4-20 mA Option: HART Protocol			4-20 mA Option: HART Protocol or Profibus PA		
Diaphragm material	Ceramic sensor	SS 316L flush diaphragm. Options: Hastelloy C, Tantalum or Gold plated		Ceramic sensor	SS 316L flush diaphragm. Options: Hastelloy C, Tantalum or Gold plated		SS 316L flush diaphragm. Options: Hastelloy C, Tantalum or Gold plated		SS 316L diaphragm. Opt.:Hastelloy C, Tantalum
Process temperature	-20°..... +80°C		-20°..... +100°C (145°C /45min) (option: HT max. 280°C)	-20°..... +80°C		-20°.....+100°C (145°C /45min) (option: HT max. 280°C)	-20°..... +80°C		-20°..... +100°C (145°C /45min) (option: HT max. 280°C)
Electronics housing	316 Stainless steel			304 Stainless steel (Option: SS 316)			304 Stainless steel (Option: SS 316)		
Calibration	By zero and span potentiometers			By 3 pushbuttons and display (without testpressure)			By 1 pushbutton and graphic display (without testpressure)		
Certificates / Approvals	ATEX  Ex ia, IECEx  ABS, Lloyds, DNV, BV, CCS (Marine) Gost, SIL2		ATEX  Ex ia, IECEx  3A and EHEDG (Food) Lloyds, DNV, BV, CCS (Marine), Gost, SIL2	ATEX  Ex ia, IECEx  ABS, Lloyds, DNV, CCS (Marine) Gost, SIL2		ATEX  Ex ia, IECEx  3A and EHEDG (Food) Lloyds, DNV, BV, CCS, ABS (Marine), Gost, SIL2	ATEX  Ex ia and IECEx  SIL 2 (pending)		
Applications	Pressure on gas, steam, vapour and clean fluids	Pressure on fluids, pulp & paper, starch, oil, etc	Pressure- and Level on fluids, pastes and sludges in <i>all industries</i>	Pressure on gas, steam, vapour and clean fluids	Pressure on fluids, pulp & paper, starch, oil, etc	Pressure- and Level on fluids, pastes and sludges in <i>all industries</i>	Pressure on fluids, pulp & paper, starch, oil, etc	Pressure- and Level on fluids, pastes and sludges in <i>all industries</i>	Differential Pressure on fluids, gases and steam
Features	<ul style="list-style-type: none"> Housing All Stainless steel (Compact and Rugged) All common hygienic connections, flanges and threaded connections Active Temperature compensation Klay Flush Diaphragm Technology (8000 and 8000-SAN) 			<ul style="list-style-type: none"> <i>Easy calibration by 3 pushbuttons and display</i> Housing All Stainless steel (Compact and Rugged) All common hygienic connections, flanges and threaded connections Active Temperature compensation Klay Flush Diaphragm Technology (2000 and 2000-SAN) 			<ul style="list-style-type: none"> <i>Easy calibration by 1 pushbutton and graphic display</i> Housing All Stainless steel (Compact and Rugged) All industrial process connections Active Temperature compensation Klay Flush Diaphragm Technology (4000 and 4000-SAN) 		

Submersible level transmitters Hydrobar and HydroCER


HYDROBAR

HYDROBAR 'I' or 'S'

AQUACER



Hydrobar
SS316L flush diaphragm



HydroCER
Capacitive Ceramic sensor

Selection Table

	1 Hydrobar -Cable-FR	2 Hydrobar-Cable-Range	3 Hydrobar-EXTD-Range	4 Hydrobar-'I'	5 2000-Hydrobar-Cable	6 2000-Hydrobar-EXTD	7 HydroCER-Cable-FR	8 HydroCER-'I'	9 AquaCER-Cable
StSt 316L Diaphragm									
Ceramic sensor									
Fixed Range									
Adjustable range									
Accuracy 0.2%									
Accuracy 0.1%									
Output 4-20 mA									
HART® Protocol (option)									
Local display (option)									
ATEX and Ex ia (option)									
Marine Type Approvals									

Cable material:

- PE (Polyethylene) diam. 8 mm = standard
- Hytrell (code: G10) diam. 10 mm (option / extra price)
- PUR (Polyurethane) diam. 8 mm (option)

Mounting possibilities (topmounting):

- Cable clamp (Option: Art. No.: 20636)
- Wall mounting bracket (standard with all adjustable types)
- Flange (topmounted) according to Klay drawing no.: 8000-15 / 2000-15
- Threaded connection (1½" or 2" BSP)



Cable clamp
Art. no. 20636



JunctionBox FMD(IP67)
Art. no. 20171

Manufactured by:

KLAY-INSTRUMENTS B.V.

Nijverheidsweg 5
P.O. Box 13
T: +31 521-591550

7991 CZ Dwingeloo
7990 AA Dwingeloo
info@klay.nl

The Netherlands

www.klay-instruments.com

Our representative in your area is: